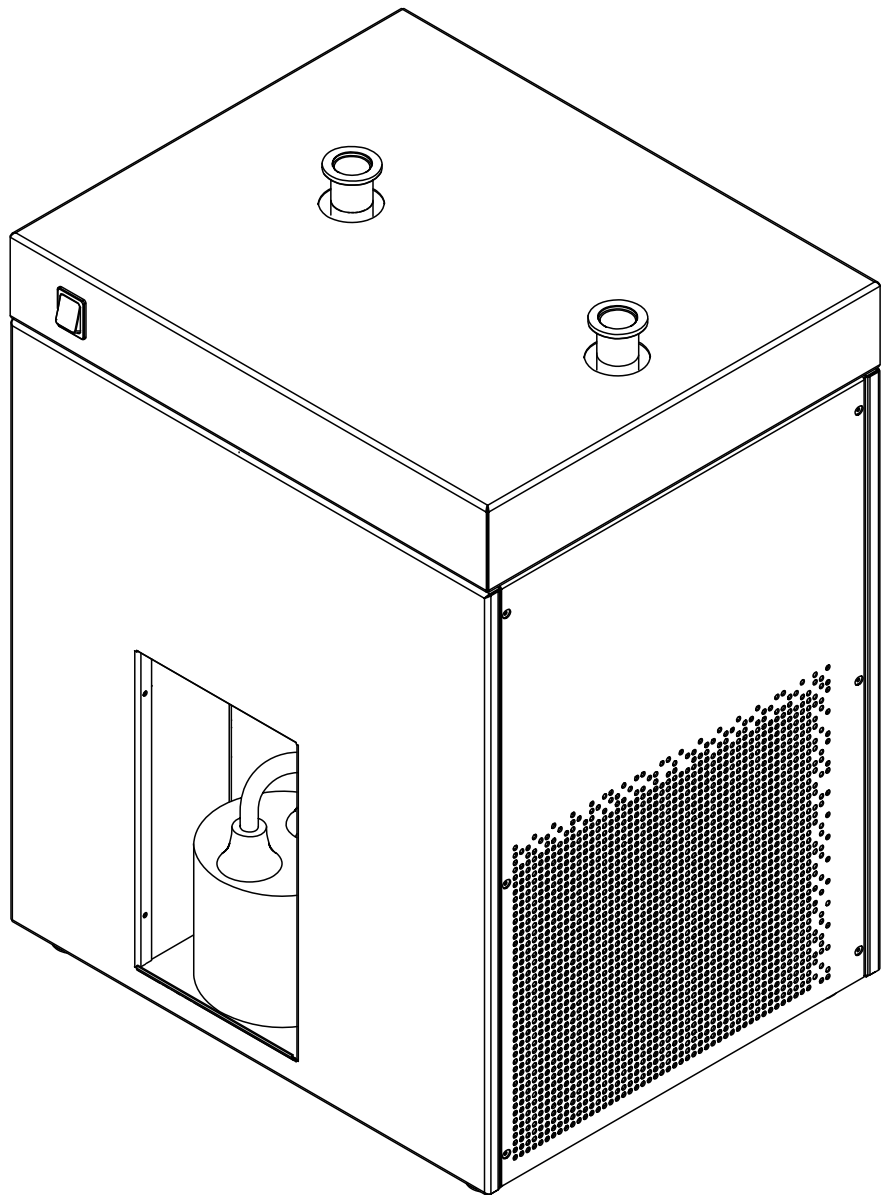




Dehumidifier S-396

Technical data sheet



Scope of delivery

All configurations are supplied ready to use.

Component	Dehumidifier S-396
Instrument	1
Woulff bottle cpl.	1
Clamping ring	2
Tube TPR 2m	2

Order code

Choose the configuration according to your needs:



Dehumidifer S-396

3817 200 V

3816 210 V

4006 220 V

3814 230 V

3815 240 V

Technical data

Dehumidifier S-396

Specification	Dehumidifier S-396	Dehumidifier S-396	Dehumidifier S-396	Dehumidifier S-396	Dehumidifier S-396
	200 V	210 V	220 V	230 V	240 V
Dimensions (W x D x H)	450 x 373 x 609 mm	450 x 373 x 609 mm	450 x 373 x 609 mm	450 x 373 x 609 mm	450 x 373 x 609 mm
Weight	42 kg	42 kg	42 kg	42 kg	42 kg
Power consumption	max. 1200 VA	max. 1200 VA	max. 1200 VA	max. 1200 VA	max. 1200 VA
Frequency	50 / 60 Hz	50 / 60 Hz	50 / 60 Hz	50 / 60 Hz	50 / 60 Hz
Connection voltage	200 V ± 10 %	210 V ± 10 %	220 V ± 10 %	230 V ± 10 %	240 V ± 10 %
Primary fuse	10 A	10 A	10 A	10 A	10 A
Secondary fuse	6 A	6 A	6 A	6 A	6 A
Overvoltage category	II	II	II	II	II
Pollution degree	II	II	II	II	II
Protection degree	I	I	I	I	I
Min. outlet temperature	0 °C	0 °C	0 °C	0 °C	0 °C
Rate of cooling	600 W at 0 °C	600 W at 0 °C	600 W at 0 °C	600 W at 0 °C	600 W at 0 °C
Refrigerant	R513A	R513A	R513A	R513A	R513A
CO-equivalent	0.252 t	0.252 t	0.252 t	0.252 t	0.252 t
Filling amount of refrigerant	0.44 kg	0.44 kg	0.44 kg	0.44 kg	0.44 kg
Safety Group Refrigerants (ASHRAE)	A1 (lower toxicity, no flame propagation)	A1 (lower toxicity, no flame propagation)	A1 (lower toxicity, no flame propagation)	A1 (lower toxicity, no flame propagation)	A1 (lower toxicity, no flame propagation)
Maximum allowable pressure (PS) [Low pressure side]	12 bar	12 bar	12 bar	12 bar	12 bar
Maximum allowable pressure (PS) [High pressure side]	18 bar	18 bar	18 bar	18 bar	18 bar
Minimum clearance on all sides	200 mm	200 mm	200 mm	200 mm	200 mm

Materials

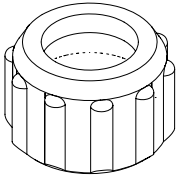
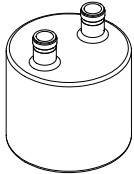
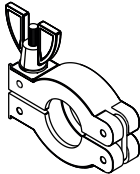
Component	Materials of construction
Housing	St 1.4301 powder coated
Reservoir	St 1.4301 Silver solder Phosphor solder EPDM
Evaporator	Aluminum Copper
Connections	Stainless steel
Woufff bottle	Glass
Hoses	Silicone

Ambient conditions

For indoor use only.

Max. altitude above sea level	2000 m
Ambient and storage temperature	5–40 °C
Maximum relative humidity	80 % for temperatures up to 31 °C decreasing linearly to 50 % relative humidity at 40 °C

Spare parts and Accessories

	Order no.	Image
Screw cap SVL 22	003577	
Woulf Bottle	041875	
Vacuum clamp KF 25	11063662	
	Order no.	
Seal PTFE	005155	
PTFE hose connection SVL 22	027338	